

Pokarna Limited

13th November, 2019

Department of Corporate Services, BSE Limited, Phiroze Jeebhoy Towers, Dalal Street, Mumbai – 400001	Listing Department National Stock Exchange of India Ltd., Exchange Plaza, C-1, Block G, Bandra Kurla Complex, Bandra (E) Mumbai- 400 051
--	---

Dear Sir,

Ref: 532486 / POKARNA

Sub: Outcome of Board meeting.

We wish to inform you that the Company had, in their meeting held today i.e. on 13th November, 2019 at the registered office of the Company, inter alia:

1) Approval of Standalone Financial results:

Approved and took on record the unaudited Standalone Financial results of the company, for the quarter ended 30th September, 2019.

2) Approval of Consolidated Financial results:



Approved and took on record the unaudited Consolidated Financial results of the company, for the quarter ended 30th September, 2019.

Copy of results as approved by the Board of Directors and signed by Mr. Gautam Chand Jain, Chairman and Managing Director of the Company, in terms of Regulation 33 of the SEBI (Listing Obligations and Disclosure Requirements) Regulations, 2015, along with Limited Review Reports (both Standalone & Consolidated) issued by M/s. K.C. Bhattacharjee & Paul., Chartered Accountants, are enclosed.

Meeting of Board of Directors commenced at 2.00 p.m. and concluded at 3.30 p.m.

Please find the same in order for your record and dissemination.

Yours faithfully,

For Pokarna Limited
Mahesh Inani
Company Secretary

STATEMENT OF UNAUDITED STANDALONE FINANCIAL RESULTS FOR THE QUARTER & HALF YEAR ENDED 30th SEPTEMBER 2019

(₹ in Lakhs except per share data)

S.No.	Particulars	Quarter Ended			Half Year Ended		Year Ended
		30.09.2019 (Unaudited)	30.09.2018 (Unaudited)	30.06.2019 (Unaudited)	30.09.2019 (Unaudited)	30.09.2018 (Unaudited)	31.03.2019 (Audited)
1	a. Revenue from operations	1641.90	3906.05	2593.16	4235.06	7159.43	14631.21
	b. Other Income	9.58	12.52	10.42	20.00	27.02	136.41
	Total Revenue (a+b)	1651.48	3918.57	2603.58	4255.06	7186.45	14767.62
2	Expenses						
	(a) Cost of materials consumed	238.44	513.09	343.11	581.55	862.46	1605.28
	(b) Purchase of stock-in-trade	75.51	72.21	98.78	174.29	98.17	226.07
	(c) Changes in inventories of finished goods, work-in-progress and stock-in-trade	(358.13)	96.85	(77.53)	(435.66)	89.43	346.02
	(d) Employee benefits expense	542.69	602.06	568.90	1111.59	1233.97	2377.36
	(e) Finance costs	160.02	142.84	152.10	312.12	306.30	583.48
	(f) Depreciation and amortisation expense	312.30	285.65	312.78	625.08	494.31	1470.76
	(g) Other Expenses	1042.09	1987.52	1164.39	2206.48	3850.32	7159.01
	Total Expenses	2012.92	3700.22	2562.53	4575.45	6934.96	13767.98
3	Profit before exceptional and extraordinary items and tax (1-2)	(361.44)	218.35	41.05	(320.39)	251.49	999.64
4	Exceptional items	-	-	-	-	-	-
5	Profit before extraordinary items and tax (3-4)	(361.44)	218.35	41.05	(320.39)	251.49	999.64
6	Extraordinary items	-	-	-	-	-	-
7	Profit before tax (5-6)	(361.44)	218.35	41.05	(320.39)	251.49	999.64
8	Tax expense						
	(i) Current tax	(37.78)	111.59	37.78	-	149.09	503.50
	(ii) Deferred tax	(145.50)	(48.13)	(33.92)	(179.42)	(64.57)	(191.65)
9	Net Profit / (Loss) for the period (7-8)	(178.16)	154.89	37.19	(140.97)	166.97	687.79
10	Other Comprehensive Income						
(i)	(a) Items that will not be reclassified to profit or loss	(5.85)	9.19	1.95	(3.90)	54.57	63.69
	(b) Tax on items that will not be reclassified to profit or loss	9.32	(2.68)	(0.57)	8.75	(8.60)	(11.25)
(ii)	(a) Items that will be reclassified to profit or loss	-	-	-	-	-	-
	(b) Tax on items that will be reclassified to profit or loss	-	-	-	-	-	-
	Total Other Comprehensive Income/(loss) net of tax	3.47	6.51	1.38	4.85	45.97	52.44
11	Total Comprehensive Income for the period (9+10)	(174.69)	161.40	38.57	(136.12)	212.94	740.23
12	Paid-up equity share capital (Face Value of ₹.2/- each)	620.08	620.08	620.08	620.08	620.08	620.08
13	Other Equity excluding Revaluation Reserves as per balance sheet of previous accounting year	-	-	-	-	-	13228.05
14	Earnings Per Share (of ₹.2/- each) (not annualized):						
	(a) Basic	(0.57)	0.50	0.12	(0.45)	0.54	2.22
	(b) Diluted	(0.57)	0.50	0.12	(0.45)	0.54	2.22

Segment wise Revenue, Results and Assets and Liabilities

S.No.	Particulars	Quarter Ended			Half Year Ended		Year Ended
		30.09.2019 (Unaudited)	30.09.2018 (Unaudited)	30.06.2019 (Unaudited)	30.09.2019 (Unaudited)	30.09.2018 (Unaudited)	31.03.2019 (Audited)
1	Segment Revenue						
a)	Granites	1501.74	3715.78	2436.12	3937.86	6799.72	13901.74
b)	Apparels	140.16	190.27	157.04	297.20	359.71	729.47
	Total	1641.90	3906.05	2593.16	4235.06	7159.43	14631.21
	Less: Inter Segment Revenue	-	-	-	-	-	-
	Sales/Income from Operations	1641.90	3906.05	2593.16	4235.06	7159.43	14631.21
2	Segment Results Profit (+) / Loss (-) before exceptional items, tax, depreciation and interest from each segment.						
a)	Granites	116.64	702.49	520.04	636.68	1164.94	3328.37
b)	Apparels	(5.76)	(55.65)	(14.11)	(19.87)	(112.84)	(274.49)
	Total	110.88	646.84	505.93	616.81	1052.10	3053.88
	Less : i) Finance Cost	160.02	142.84	152.10	312.12	306.30	583.48
	(ii) Unallocable expense	-	-	-	-	-	-
	(iii) Exceptional items	-	-	-	-	-	-
	(iv) Depreciation and amortization expense	312.30	285.65	312.78	625.08	494.31	1470.76
	Total Segments Profit Before Tax	(361.44)	218.35	41.05	(320.39)	251.49	999.64
	Less: Tax expense	(183.28)	63.46	3.86	(179.42)	84.52	311.85
	Net Profit/(Loss) for the period	(178.16)	154.89	37.19	(140.97)	166.97	687.79
3	Segment Assets						
	Granites	13326.19	15619.90	13843.43	13326.19	15619.90	13938.87
	Apparels	3225.83	2777.78	3268.38	3225.83	2777.78	2365.43
	Unallocable assets	6115.88	6115.88	6115.88	6115.88	6115.88	6115.88
	Total	22667.90	24513.56	23227.69	22667.90	24513.56	22420.18
	Segment Liabilities						
	Granites	7580.62	10592.78	7799.63	7580.62	10592.78	8010.96
	Apparels	1599.53	599.93	1541.35	1599.53	599.93	561.08
	Unallocable liabilities	-	-	-	-	-	-
	Total	9180.15	11192.71	9340.98	9180.15	11192.71	8572.04



Particulars	Cash Flow Statement		₹ In Lakhs	
	FOR THE HALF YEAR ENDED 30.09.2019	FOR THE HALF YEAR ENDED 30.09.2018		
	(Unaudited)	(Unaudited)		
CASH FLOWS FROM OPERATING ACTIVITIES				
Profit Before Tax	(320.39)	251.49		
Adjustments:				
Depreciation and amortization expense	625.08	494.31		
Loss/ (Profit) on Sale of property, plant and equipment	(0.12)	0.07		
Unrealized foreign exchange (gain) / loss	7.95	311.15		
Provision for Doubtful Debts	-	-		
Interest expense	312.12	306.30		
Interest income	(12.21)	(15.81)		
Operating profit before working capital changes	612.43	1347.51		
Changes in working capital and other provisions:				
Trade receivables	512.19	91.52		
Inventories	(377.06)	(192.96)		
Loans and advances and other assets	66.79	125.45		
Other Liabilities and provisions	214.64	611.43		
Cash generated from operations	1028.99	1982.95		
Income taxes paid (net of refunds)	(98.67)	(289.75)		
Net cash flow generated by operating activities	930.32	1693.20		
CASH FLOWS FROM INVESTING ACTIVITIES				
Purchase of Property, Plant and Equipment / Intangible assets	(55.57)	(147.13)		
Proceeds from sale of Property, Plant and Equipment	2.98	8.64		
Interest income	12.21	15.81		
Net cash used in investing activities	(40.38)	(122.68)		
CASH FLOWS FROM FINANCING ACTIVITIES				
Bank Borrowings	(1070.53)	(185.28)		
Other Borrowings	84.90	(907.35)		
Lease Liabilities	(59.53)	-		
Interest expense	(312.12)	(306.30)		
Dividend paid including DDT	(224.26)	(224.26)		
Net cash generated in financing activities	(1581.54)	(1623.19)		
Net Increase/ (Decrease) in Cash and Cash Equivalents	(691.60)	(52.67)		
Add: Cash and Cash equivalents at the beginning of the year	(324.71)	(729.74)		
Effect of exchange gain on cash and cash equivalents	26.96	73.45		
Cash and cash equivalents at the end of the Period	(989.35)	(708.96)		

Notes:

- The above Statement has been reviewed and recommended by the Audit Committee and approved by the Board of Directors at its meeting held on 13th November, 2019 and also been subjected to Limited Review by the Statutory Auditors of the Company. An unqualified report of the Company on this Statement has been issued by the Auditors.
- The Statement has been prepared in accordance with the Companies (Indian Accounting Standards) Rules, 2015 (Ind AS) prescribed under Section 133 of the Companies Act, 2013 and other recognized accounting practices and policies to the extent applicable.
- The Company has elected to exercise the option permitted under Section 115BAA of the Income-tax Act, 1961 as introduced by the Taxation Laws (Amendment) Ordinance, 2019. Accordingly, the Company has recognised provision for income tax for six months ended 30th September, 2019 and remeasured deferred tax basis the rate prescribed in the said section. The full impact of this change has been recognised in the Statement of profit and loss for quarter ended 30th September, 2019.
- The company has adopted Ind AS 116 effective from 1st April 2019, using the modified retrospective method. The company has applied the standard to its leases with the cumulative impact recognised on the date of initial application (1st April 2019). Accordingly, previous period information has not been restated. This has resulted in recognising a right-of-use asset of ₹ 1123.70 Lakhs and a corresponding lease liability of ₹ 1123.70 Lakhs. In the statement of profit and loss for the current period, operating lease expenses which were recognised as other expenses in previous periods is now recognized as depreciation expense for the right-of-use asset and finance cost for interest accrued on lease liability. The adoption of this standard did not have any significant impact on the profit for the period and earnings per share.
- Details of forex loss / (gain) are given below:

Particulars	Quarter Ended			Half Year Ended		Year Ended
	30.09.2019	30.09.2018	30.06.2019	30.09.2019	30.09.2018	31.03.2019
Forex loss/ (gain)	44.84	174.20	(32.63)	12.21	359.78	178.03

- Previous period's / year's figures have been regrouped / rearranged wherever necessary.

Place: SECUNDERABAD
Date : 13th November, 2019



Gautam Chand Jain
GAUTAM CHAND JAIN
Chairman & Managing Director
DIN: 00004775

Independent Auditor's Review Report on Standalone unaudited Quarterly Financial Results and Year to Date Results of the Company pursuant to Regulation 33 and Regulation 52 read with Regulation 63 of the SEBI (Listing Obligations and Disclosure Requirements) Regulations, 2015 (as amended)

To
The Board of Directors
Pokarna Limited

1. We have reviewed the accompanying statement of standalone unaudited financial results ('the Statement') of Pokarna Limited ('the Company') for the quarter ended 30 September 2019, and the year to date results for the period 01 April 2019 to 30 September 2019, being submitted by the Company pursuant to the requirements of Regulation 33 and Regulation 52 read with Regulation 63 of the SEBI (Listing Obligations and Disclosure Requirements) Regulations, 2015 (as amended), including relevant circulars issued by the SEBI from time to time.
2. The Statement, which is the responsibility of the Company's Management and approved by the Company's Board of Directors, has been prepared in accordance with the recognition and measurement principles laid down in Indian Accounting Standard 34, Interim Financial Reporting ('Ind As 34'), prescribed under Section 133 of the Companies Act, 2013 ('the Act'), SEBI Circulars CIR/CFD/FAC/62/2016 dated 5 July 2016 and CIR/IMD/DF1/69/2016 dated 10 August 2016 (hereinafter referred to as 'the SEBI Circulars'), and other accounting principles generally accepted in India. Our responsibility is to express a conclusion on the Statement based on our review.
3. We conducted our review of the Statement in accordance with the Standard on Review Engagements (SRE) 2410, Review of Interim Financial Information Performed by the Independent Auditor of the Entity, issued by the Institute of Chartered Accountants of India. A



review of interim financial information consists of making inquiries, primarily of persons responsible for financial and accounting matters, and applying analytical and other review procedures. A review is substantially less in scope than an audit conducted in accordance with the Standards on Auditing specified under Section 143(10) of the Act, and consequently, does not enable us to obtain assurance that we would become aware of all significant matters that might be identified in an audit. Accordingly, we do not express an audit opinion.

4. Based on our review conducted as above, nothing has come to our attention that causes us to believe that the accompanying Statement, prepared in accordance with the recognition and measurement principles laid down in Ind AS 34, prescribed under Section 133 of the Act, the SEBI Circulars, and other accounting principles generally accepted in India, has not disclosed the information required to be disclosed in accordance with the requirements of Regulation 33 and Regulation 52 read with Regulation 63 of the SEBI (Listing Obligations and Disclosure Requirements) Regulations, 2015 (as amended), including the manner in which it is to be disclosed, or that it contains any material misstatement.

For K C Bhattacharjee & Paul
Chartered Accountants



(Manoj Kumar Bihani)
Partner
Membership No. 234629

Place: Hyderabad
Date: 13.11.2019

UDIN: 19234629AAAABE9086



(₹ in lakhs except per share data)

S.No.	Particulars	Quarter Ended			Half Year Ended		Year Ended
		30.09.2019	30.09.2018	30.06.2019	30.09.2019	30.09.2018	31.03.2019
		(Unaudited)	(Unaudited)	(Unaudited)	(Unaudited)	(Unaudited)	(Audited)
1	a. Revenue from operations	11709.46	11223.63	12600.81	24310.28	19599.91	46221.99
	b. Other Income	310.25	343.90	147.52	457.77	599.73	907.86
	Total Revenue (a+b)	12019.71	11567.53	12748.33	24768.05	20199.64	47129.85
2	Expenses						
	(a) Cost of materials consumed	3501.96	3220.39	3618.59	7120.55	5424.09	12853.91
	(b) Purchase of stock-in-trade	75.51	72.20	98.78	174.29	98.17	226.07
	(c) Changes in inventories of finished goods, work-in-progress and stock-in-trade	(35.75)	243.62	550.57	514.82	500.33	1472.21
	(d) Employee benefits expense	1154.03	1050.27	1154.24	2308.27	2028.29	4223.94
	(e) Finance costs	587.48	652.95	564.61	1152.09	1324.01	2537.87
	(f) Depreciation and amortisation expense	593.40	555.34	598.57	1191.98	1023.01	2553.62
	(g) Other Expenses	2730.53	3437.72	3025.70	5756.23	6458.27	13138.36
	Total Expenses	8607.16	9232.49	9611.06	18218.23	16856.17	37005.98
3	Profit before exceptional and extraordinary items and tax (1-2)	3412.55	2335.04	3137.27	6549.82	3343.47	10123.87
4	Exceptional items	-	-	-	-	-	-
5	Profit before extraordinary items and tax (3-4)	3412.55	2335.04	3137.27	6549.82	3343.47	10123.87
6	Extraordinary items	-	-	-	-	-	-
7	Profit before tax (5-6)	3412.55	2335.04	3137.27	6549.82	3343.47	10123.87
8	Tax expense						
	(i) Current tax, net of MAT entitlement	555.70	439.32	529.09	1084.78	629.31	1827.92
	(ii) Deferred tax	(192.87)	(73.27)	(440.58)	(633.44)	(106.95)	228.12
9	Net Profit / (Loss) for the period (7-8)	3049.72	1968.99	3048.76	6098.48	2821.11	8067.83
10	Other Comprehensive Income						
	(i) (a) Items that will not be reclassified to profit or loss	5.92	17.96	(32.19)	(26.27)	79.44	72.79
	(b) Tax on items that will not be reclassified to profit or loss	5.89	(5.23)	9.83	15.72	(15.91)	(14.43)
	(ii) (a) Items that will be reclassified to profit or loss	-	-	-	-	-	-
	(b) Tax on items that will be reclassified to profit or loss	-	-	-	-	-	-
	Total Other Comprehensive Income/(loss) net of tax	11.81	12.73	(22.36)	(10.55)	63.53	58.36
11	Total Comprehensive Income for the period (9+10)	3061.53	1981.72	3026.40	6087.93	2884.64	8126.19
12	Net Profit / (Loss) attributable to						
	-Owners	3049.72	1968.99	3048.76	6098.48	2821.11	8067.83
	-Non Controlling interest	-	-	-	-	-	-
	Other comprehensive income attributable to						
	-Owners	11.81	12.73	(22.36)	(10.55)	63.53	58.36
	-Non Controlling interest	-	-	-	-	-	-
	Total comprehensive income attributable to						
	-Owners	3061.53	1981.72	3026.40	6087.93	2884.64	8126.19
	-Non Controlling interest	-	-	-	-	-	-
13	Paid-up equity share capital (Face Value of ₹.2/- each)	620.08	620.08	620.08	620.08	620.08	620.08
14	Other Equity excluding Revaluation Reserves as per balance sheet of previous accounting year	-	-	-	-	-	26425.82
15	Earnings Per Share (of ₹.2/- each) (not annualized):						
	(a) Basic	9.84	6.35	9.83	19.67	9.10	26.02
	(b) Diluted	9.84	6.35	9.83	19.67	9.10	26.02

Segment wise Revenue, Results and Assets and Liabilities

₹ In Lakhs

S.No.	Particulars	Quarter Ended			Half Year Ended		Year Ended
		30.09.2019	30.09.2018	30.06.2019	30.09.2019	30.09.2018	31.03.2019
		(Unaudited)	(Unaudited)	(Unaudited)	(Unaudited)	(Unaudited)	(Audited)
1	Segment Revenue						
	a) Granites	1501.74	3715.78	2436.12	3937.86	6799.72	13901.74
	b) Apparels	140.16	190.27	157.04	297.20	359.71	729.47
	c) Quartz Surfaces	10068.56	7318.56	10010.06	20078.62	12442.72	31595.42
	Total	11710.46	11224.61	12603.22	24313.68	19602.15	46226.63
	Less: Inter Segment Revenue	1.00	0.98	2.41	3.40	2.24	4.64
	Sales/Income from Operations	11709.46	11223.63	12600.81	24310.28	19599.91	46221.99
2	Segment Results Profit (+) / Loss (-) before exceptional items, tax, depreciation and interest from each segment.						
	a) Granites	115.83	702.49	518.63	634.47	1164.94	3328.37
	b) Apparels	(7.46)	(55.66)	(16.81)	(24.27)	(112.85)	(274.49)
	c) Quartz Surfaces	4485.06	2896.50	3798.63	8283.69	4638.40	12161.48
	Total	4593.43	3543.33	4300.45	8893.89	5690.49	15215.36
	Less : (i) Finance Cost	587.48	652.95	564.61	1152.09	1324.01	2537.87
	(ii) Unallocable expense	-	-	-	-	-	-
	(iii) Exceptional items	-	-	-	-	-	-
	(iv) Depreciation and amortization expense	593.40	555.34	598.57	1191.98	1023.01	2553.62
	Total Segments Profit Before Tax	3412.55	2335.04	3137.27	6549.82	3343.47	10123.87
	Less: Tax expense	362.83	366.05	88.51	451.34	522.36	2056.04
	Net Profit/(Loss) for the period	3049.72	1968.99	3048.76	6098.48	2821.11	8067.83
3	Segment Assets						
	Granites	13324.16	15617.87	13841.40	13324.16	15617.87	13936.84
	Apparels	3225.83	2777.39	3266.59	3225.83	2777.39	2363.81
	Quartz Surfaces	70718.01	36068.49	47346.54	70718.01	36068.49	44010.45
	Unallocable assets	-	-	-	-	-	-
	Total	87268.00	54463.75	64454.53	87268.00	54463.75	60311.10
	Segment Liabilities						
	Granites	7580.62	10592.78	7799.19	7580.62	10592.78	8010.96
	Apparels	1599.53	599.55	1539.55	1599.53	599.55	559.46
	Quartz Surfaces	45178.28	21467.07	25043.48	45178.28	21467.07	24694.78
	Unallocable liabilities	-	-	-	-	-	-
	Total	54358.43	32659.40	34382.22	54358.43	32659.40	33265.20



K. Chaitanya
Secy.

Balance Sheet		₹ In Lakhs	
	Particulars	As at 30th Sep, 2019	As at 31st March, 2019
		(Un Audited)	(Audited)
I	ASSETS		
1	Non-Current Assets		
	a) Property, Plant and Equipment	27034.70	25832.26
	b) Capital work - in - progress	33962.37	5522.59
	(c) Intangible Assets	55.17	57.32
	(d) Financial Assets		
	(i) Loans	694.92	656.65
	(iii) Other financial assets	1951.90	376.87
	(e) Deferred tax Asset (net)	1316.99	705.46
	(f) Other non-current assets	2108.85	5319.69
	Total of Non - Current Assets	67124.90	38470.84
2	Current Assets		
	(a) Inventories	9240.61	9995.10
	(b) Financial Assets	-	-
	(i) Trade Receivables	3886.30	6836.82
	(ii) Cash and cash equivalents	2876.59	784.49
	(iii) Bank balances other than Cash	2267.95	2897.29
	(iv) Loans	159.80	235.70
	(v) Other financial assets	552.32	68.29
	(c) Current tax assets (net)	18.40	7.90
	(d) Other Current Assets	1141.13	1014.67
	Total of Current Assets	20143.10	21840.26
	Total Assets	87268.00	60311.10
II	EQUITY AND LIABILITIES		
1	Equity		
	(a) Equity share capital	620.08	620.08
	(b) Other equity	32289.49	26425.82
	Total Equity	32909.57	27045.90
	LIABILITIES		
2	Non-Current Liabilities		
	(a) Financial Liabilities		
	(i) Borrowings	18418.26	15165.04
	(ii) Other financial liabilities	1154.48	-
	(b) Provisions	508.49	417.92
	(c) Deferred Tax Liabilities (Net)	380.29	568.45
	(d) Other non-current liabilities	10668.83	-
	Total of Non - current Liabilities	31130.35	16151.41
3	Current Liabilities		
	(a) Financial Liabilities		
	(i) Borrowings	4407.57	5618.12
	(ii) Trade Payables		
	a) total outstanding dues of micro enterprises and small enterprises	13.26	18.43
	b) total outstanding dues of creditors other than micro enterprises and small enterprises	3741.65	3869.10
	(iii) Other Current Financial Liabilities	2924.98	3072.60
	(b) Other Current Liabilities	10619.39	3309.95
	(c) Short-Term Provisions	794.49	609.08
	(d) Current Tax Liabilities	726.74	616.51
	Total of Current Liabilities	23228.08	17113.79
	Total Equity and Liabilities	87268.00	60311.10






Particulars	Cash Flow Statement		₹ In Lakhs	
	FOR THE HALF YEAR ENDED 30.09.2019 (Unaudited)	FOR THE HALF YEAR ENDED 30.09.2018 (Unaudited)	FOR THE HALF YEAR ENDED 30.09.2019 (Unaudited)	FOR THE HALF YEAR ENDED 30.09.2018 (Unaudited)
	CASH FLOWS FROM OPERATING ACTIVITIES			
Profit Before Tax	6549.82	3343.47		
Adjustments:				
Depreciation and amortization expense	1191.98	1023.01		
Amortization of land lease expenses	-	18.02		
Loss/ (Profit) on Sale of property, plant and equipment	(0.11)	0.07		
Unrealized foreign exchange (gain) / loss	(353.04)	168.32		
Provision for Doubtful Debts	1.07	-		
Provision for warranties	187.29	114.41		
Interest expense	1152.09	1324.01		
Interest income	(30.08)	(33.82)		
Operating profit before working capital changes	8699.02	5957.49		
Changes in working capital and other provisions:				
Trade receivables	3008.32	75.40		
Inventories	754.50	22.73		
Loans and advances and other assets	941.79	(3346.77)		
Other Liabilities and provisions	18390.38	2411.00		
Cash generated from operations	31794.01	5119.85		
Income taxes paid, (net of refunds)	(1135.59)	(1102.69)		
Net cash flow generated by operating activities	30658.42	4017.16		
CASH FLOWS FROM INVESTING ACTIVITIES				
Purchase of Property, Plant and Equipment / Intangible assets	(28673.34)	(627.60)		
Proceeds from sale of Property, Plant and Equipment	2.98	9.06		
Interest income	30.08	33.82		
Net cash used in investing activities	(28640.28)	(584.72)		
CASH FLOWS FROM FINANCING ACTIVITIES				
Bank Borrowings	840.28	(549.51)		
Other Borrowings	(145.54)	(1109.59)		
Lease Liabilities	(78.81)	-		
Interest expense	(1152.09)	(1324.01)		
Dividend paid including DDT	(224.26)	(224.26)		
Net cash generated in financing activities	(760.42)	(3207.37)		
Net Increase/ (Decrease) in Cash and Cash Equivalents	1257.72	225.07		
Add: Cash and Cash equivalents at the beginning of the year	244.52	160.08		
Effect of exchange gain on cash and cash equivalents	297.89	218.42		
Cash and cash equivalents at the end of the Period	1800.13	603.57		

Notes:-

- The Consolidated Statement has been reviewed and recommended by the Audit Committee and approved by the Board of Directors at its meeting held on 13th November, 2019 and also been subjected to Limited Review by the Statutory Auditors of the Company. An unqualified report of the Company on this Statement has been issued by the Auditors.
- The Statement has been prepared in accordance with the Companies (Indian Accounting Standards) Rules, 2015 (Ind AS) prescribed under Section 133 of the Companies Act, 2013 and other recognized accounting practices and policies to the extent applicable.
- The consolidated accounts have been prepared as per Ind AS 110 on Consolidated Financial Statements. The above results comprises the results of Pokarna Limited (Parent company) and its wholly owned subsidiary Pokarna Engineered Stone Limited.
- The Parent Company has elected to exercise the option permitted under Section 115BAA of the Income-tax Act, 1961 as introduced by the Taxation Laws (Amendment) Ordinance, 2019. Accordingly, the Parent Company has recognised provision for income tax for six months ended 30th September, 2019 and remeasured deferred tax basis the rate prescribed in the said section. The full impact of this change has been recognised in the Statement of profit and loss for quarter ended 30th September, 2019.

- The Group has adopted Ind AS 116 effective from 1st April 2019, using the modified retrospective method. The company has applied the standard to its leases with the cumulative impact recognised on the date of initial application (1st April 2019). Accordingly, previous period information has not been restated. This has resulted in recognising a right-of-use asset of ₹ 1394.97 Lakhs and a corresponding lease liability of ₹ 1394.97 Lakhs. In the statement of profit and loss for the current period, operating lease expenses which were recognised as other expenses in previous periods is now recognized as depreciation expense for the right-of-use asset and finance cost for interest accrued on lease liability. The adoption of this standard did not have any significant impact on the profit for the period and earnings per share.


- Details of forex loss/(gain) are given below:

Particulars	Quarter Ended			Half Year Ended		Year Ended
	30.09.2019	30.09.2018	30.06.2019	30.09.2019	30.09.2018	31.03.2019
Forex loss/(gain)	(242.22)	(143.83)	(155.82)	(398.04)	(182.70)	(535.04)

- Previous period's / year's figures have been regrouped / rearranged wherever necessary.
- The abstract of Financial Results on Standalone basis for the quarter and year ended 30.09.2019 is given below:

Particulars	₹. In Lakhs					
	Quarter Ended			Half Year Ended		Year Ended
	30.09.2019 (Unaudited)	30.09.2018 (Unaudited)	30.06.2019 (Unaudited)	30.09.2019 (Unaudited)	30.09.2018 (Unaudited)	31.03.2019 (Audited)
Total Revenue from operations	1641.90	3906.05	2593.16	4235.06	7159.43	14631.21
Net Profit / (Loss) for the period before tax (after Exceptional and/or Extraordinary items)	(361.44)	218.35	41.05	(320.39)	251.49	999.64
Net Profit / (Loss) for the period after tax	(178.16)	154.89	37.19	(140.97)	166.97	687.79
Total Comprehensive Income for the period [Comprising Profit / (Loss) for the period (after tax) and Other Comprehensive Income (after tax)]	(174.69)	161.40	38.57	(136.12)	212.94	740.23

Place: SECUNDERABAD
Date: 13th November, 2019



R. Chand Jain
GAUTAM CHAND JAIN
Chairman & Managing Director
DIN: 0004775

Independent Auditor's Review Report On consolidated unaudited quarterly and year to date financial results of the Company Pursuant to the Regulation 33 of the SEBI (Listing Obligations and Disclosure Requirements) Regulations, 2015

To

The Board of Directors

POKARNA LIMITED

1. We have reviewed the accompanying Statement of Consolidated unaudited financial results of POKARNA LIMITED ("the Parent") and its subsidiary Pokarna Engineered Stone Limited (the parent and its subsidiary together referred to as "the Group"), for the quarter ended 30.09.2019 and the Consolidated year to date results for the period April 01, 2019 to September 30, 2019 being submitted by the Holding Company pursuant to the requirement of Regulation 33 of the SEBI (Listing Obligations and Disclosure Requirements) Regulations, 2015 (as amended) including relevant circulars issued by the SEBI from time to time.
2. This Statement, which is the responsibility of the Parent's Management and has approved by the Parent's Board of Directors, has been prepared in accordance with the recognition and measurement principles laid down in Indian Accounting Standard 34 "Interim Financial Reporting" ("Ind AS 34"), prescribed under Section 133 of the Companies Act, 2013 ("the Act"), SEBI Circular CIR/CFD/FAC/62/2016 dated 5 July 2016 (hereinafter referred to as 'the SEBI Circular), and other accounting principles generally accepted in India. Our responsibility is to express a conclusion on the Statement based on our review.
3. We conducted our review of the Consolidated Statement in accordance with the Standard on Review Engagements (SRE) 2410 "Review of Interim Financial Information Performed by the Independent Auditor of the Entity", issued by the Institute of Chartered Accountants of India. A review of interim financial information consists of making inquiries, primarily of persons responsible for financial and accounting matters, and applying analytical and other review procedures. A review is substantially less in scope than an audit conducted in accordance with Standards on Auditing and consequently does not enable us to



