



## **POKARNA LIMITED**

Date: 06/01/2014

Department of Corporate Services,  
Bombay Stock Exchange Limited,  
Phiroze Jeebhoy Towers,  
Dalal Street,  
Mumbai - 400001

Dear Sir,

**Sub:** Submission of shareholding pattern for the Quarter ended on 31<sup>st</sup> December, 2013.

**Ref:** Scrip Code: 532486

With reference to the above cited subject, please find the enclosed shareholding pattern for the Quarter ended on 31<sup>st</sup> December, 2013 which is being submitted pursuant to Clause 35 of the listing agreement.

This is for your record.

Thanking you,

**For Pokarna Limited**


**Paruchuru Vinay**  
**Company Secretary**

**Encl: a/a**

(1)(a) STATEMENT SHOWING SHAREHOLDING PATTERN IN CLAUSE-35

NAME OF THE COMPANY: POKARNA LIMITED		Name of the Scrip:	Pokarna
SCRIP CODE:	532486		
QUARTER ENDED:	31/12/2013		
Class of Security:			
Partly paid-up shares	No. of partly paid-up shares	As a % of total no. of partly paid-up shares	As a % of total no. of shares of the Company.
Held by promoter/promoter group	0	0	0
Held by Public	0	0	0
Total:	0	0	0
Outstanding convertible securities:	No. of outstanding securities	As a % of total no. of outstanding convertible securities.	As a % of total no. of shares of the Company assuming full conversion of the convertible securities
Held by promoter/promoter group	0	0	0
Held by Public	0	0	0
Total:	0	0	0
Warrants:	No. of warrants	As a % of total no. of warrants	As a % of total no. of shares of the Company, assuming full conversion of warrants
Held by promoter/promoter group	0	0	0
Held by Public	0	0	0
Total:	0	0	0
Total paid-up capital of the Company, assuming full conversion of warrants and convertible securities	6200800	0	100.00

For POKARNA LIMITED

  
Vinay Paruchuri  
Company Secretary

CATEGORY CODE	CATEGORY OF SHAREHOLDER	NO OF SHAREHOLDERS	TOTAL NUMBER OF SHARES	NO OF SHARES HELD IN DEMATERIALIZED FORM	TOTAL SHAREHOLDING AS A % OF TOTAL NO OF SHARES		SHARES PLEDGE OR OTHERWISE ENCUMBERED	
					AS a PERCENTAGE of (A+B)	As a PERCENTAGE of (A+B+C)	NUMBER OF SHARES	AS a PERCENTAGE (IX)=(VIII)/(IV)*100
(I)	(II)	(III)	(IV)	(V)	(VI)	(VII)	(VIII)	(IX)
(A)	<b>PROMOTER AND PROMOTER GROUP</b>							
(1)	INDIAN							
(a)	Individual /HUF	25	3513777	3513777	56.67	56.67	0	0.00
(b)	Central Government/State Government(s)	0	0	0	0.00	0.00	0	0.00
(c)	Bodies Corporate	0	0	0	0.00	0.00	0	0.00
(d)	Financial Institutions / Banks	0	0	0	0.00	0.00	0	0.00
(e)	Others	0	0	0	0.00	0.00	0	0.00
	<b>Sub-Total A(1) :</b>	<b>25</b>	<b>3513777</b>	<b>3513777</b>	<b>56.67</b>	<b>56.67</b>	<b>0</b>	<b>0.00</b>
(2)	FOREIGN							
(a)	Individuals (NRIs/Foreign Individuals)	0	0	0	0.00	0.00	0	0.00
(b)	Bodies Corporate	0	0	0	0.00	0.00	0	0.00
(c)	Institutions	0	0	0	0.00	0.00	0	0.00
(d)	Qualified Foreign Investor	0	0	0	0.00	0.00	0	0.00
(e)	Others	0	0	0	0.00	0.00	0	0.00
	<b>Sub-Total A(2) :</b>	<b>0</b>	<b>0</b>	<b>0</b>	<b>0.00</b>	<b>0.00</b>	<b>0</b>	<b>0.00</b>
	<b>Total A=A(1)+A(2)</b>	<b>25</b>	<b>3513777</b>	<b>3513777</b>	<b>56.67</b>	<b>56.67</b>	<b>0</b>	<b>0.00</b>
(B)	<b>PUBLIC SHAREHOLDING</b>							
(1)	INSTITUTIONS							
(a)	Mutual Funds /UTI	0	0	0	0.00	0.00		
(b)	Financial Institutions /Banks	0	0	0	0.00	0.00		
(c)	Central Government / State Government(s)	0	0	0	0.00	0.00		
(d)	Venture Capital Funds	0	0	0	0.00	0.00		
(e)	Insurance Companies	0	0	0	0.00	0.00		
(f)	Foreign Institutional Investors	0	0	0	0.00	0.00		
(g)	Foreign Venture Capital Investors	0	0	0	0.00	0.00		
(h)	Qualified Foreign Investor	0	0	0	0.00	0.00		
(i)	Others	0	0	0	0.00	0.00		
	<b>Sub-Total B(1) :</b>	<b>0</b>	<b>0</b>	<b>0</b>	<b>0.00</b>	<b>0.00</b>		
(2)	NON-INSTITUTIONS							
(a)	Bodies Corporate	60	394714	394714	6.37	6.37		
(b)	Individuals							
	(i) Individuals holding nominal share capital upto Rs.1 lakh	1632	750514	594968	12.10	12.10		
	(ii) Individuals holding nominal share capital in excess of Rs.1 lakh	25	1533445	1533445	24.73	24.73		
(c)	Others							
	<b>NON RESIDENT INDIANS</b>	<b>12</b>	<b>7350</b>	<b>6150</b>	<b>0.12</b>	<b>0.12</b>		
	<b>CLEARING MEMBERS</b>	<b>6</b>	<b>1000</b>	<b>1000</b>	<b>0.02</b>	<b>0.02</b>		
(d)	Qualified Foreign Investor	0	0	0	0.00	0.00		
	<b>Sub-Total B(2) :</b>	<b>1735</b>	<b>2687023</b>	<b>2530277</b>	<b>43.33</b>	<b>43.33</b>		
	<b>Total B=B(1)+B(2) :</b>	<b>1735</b>	<b>2687023</b>	<b>2530277</b>	<b>43.33</b>	<b>43.33</b>		
	<b>Total (A+B) :</b>	<b>1760</b>	<b>6200800</b>	<b>6044054</b>	<b>100.00</b>	<b>100.00</b>		
(C)	Shares held by custodians, against which Depository Receipts have been issued							
(1)	Promoter and Promoter Group							
(2)	Public	0	0	0	0.00	0.00		
	<b>GRAND TOTAL (A+B+C) :</b>	<b>1760</b>	<b>6200800</b>	<b>6044054</b>	<b>100.00</b>	<b>0.00</b>	<b>0</b>	<b>0.00</b>

For POKARNA LIMITED

  
Vinay Paruchuru  
Company Secretary

(I)(b) Statement showing holding of securities (including shares, warrants, convertible securities) of persons belonging to the category "Promoter and Promoter Group"													
Sr.No	Name of the Shareholder	Details of Shares held			Encumbered shares (*)			Details of Warrants			Details of convertible securities		Total Shares (including underlying shares assuming full conversion of warrants and
		No. of Shares held (III)	As a % of grand total (A)+(B)+(C) (IV)	Pledge Shares (V)	AS a percentage (VI)=(V)/(III)*100 (VII)	AS a % of grand total (A) + (B) + (C) of sub-clause (I)(a) (VIII)	Number of warrants held (IX)	As a % total warrants of the same class (X)	Number of convertible securities held (XI)	As a % total convertible securities of the same class (XII)			
1	K DILIP KUMAR JAIN	500000	8.06	0	0.00	0	0.00	0	0.00	0	0.00	8.06	
2	RAAJ KUMAR JAIN KANTILAL	510150	8.23	0	0.00	0	0.00	0	0.00	0	0.00	8.23	
3	JASHOK CHAND JAIN KANTILAL	600000	9.68	0	0.00	0	0.00	0	0.00	0	0.00	9.68	
4	PRAKASH CHAND JAIN KANTILAL	500000	8.06	0	0.00	0	0.00	0	0.00	0	0.00	8.06	
5	GAUTAM CHAND JAIN KANTILAL	500000	8.06	0	0.00	0	0.00	0	0.00	0	0.00	8.06	
6	NEHA JAIN	100000	1.61	0	0.00	0	0.00	0	0.00	0	0.00	1.61	
7	RAHUL JAIN	100000	1.61	0	0.00	0	0.00	0	0.00	0	0.00	1.61	
8	VIDYA JAIN	100000	1.61	0	0.00	0	0.00	0	0.00	0	0.00	1.61	
9	CHAYA JAIN	100000	1.61	0	0.00	0	0.00	0	0.00	0	0.00	1.61	
10	RITU JAIN	100000	1.61	0	0.00	0	0.00	0	0.00	0	0.00	1.61	
11	ANJU JAIN	100000	1.61	0	0.00	0	0.00	0	0.00	0	0.00	1.61	
12	REKHA JAIN	100000	1.61	0	0.00	0	0.00	0	0.00	0	0.00	1.61	
13	HARSHITHA JAIN	25000	0.40	0	0.00	0	0.00	0	0.00	0	0.00	0.40	
14	NIDHI JAIN	25000	0.40	0	0.00	0	0.00	0	0.00	0	0.00	0.40	
15	PRAKASH JAIN	28627	0.46	0	0.00	0	0.00	0	0.00	0	0.00	0.46	
16	EKTA JAIN	25000	0.40	0	0.00	0	0.00	0	0.00	0	0.00	0.40	
17	SOMAL JAIN	25000	0.40	0	0.00	0	0.00	0	0.00	0	0.00	0.40	
18	SNEHA JAIN	25000	0.40	0	0.00	0	0.00	0	0.00	0	0.00	0.40	
19	MEGHA JAIN	25000	0.40	0	0.00	0	0.00	0	0.00	0	0.00	0.40	
20	RIA JAIN	25000	0.40	0	0.00	0	0.00	0	0.00	0	0.00	0.40	
	TOTAL :	3513777	56.67	0	0.00	0	0.00	0	0.00	0	0.00	56.67	


For POKARNA LIMITED



Vinay Paruchuru  
Company Secretary


(U)(c)(i)	Statement showing holding of securities (including shares, warrants, convertible securities) of persons belonging to the category "Public" and holding more than 1% of the total number of shares							
	Name of the shareholder	Number of shares held	Shares as a percentage of total number of shares (i.e., Grant total (A)+(B)+(C) indicated in Statement at para (U)(a) above}	Details of warrants		Details of convertible securities		Total shares (including underlying shares assuming full conversion of warrants and convertible securities) as a % of diluted share capital)
Sr.No.				Number of warrants held	As a % total number of warrants of the same class	Number of convertible securities held	% w.r.t total number of convertible securities of the same class	
1	NEMI CHAND	300000	4.84	0	0.00	0	0.00	4.84
2	GLOBE FINCAP LIMITED	130000	2.10	0	0.00	0	0.00	2.10
3	MOULIK KISHORECHAND BANSAL	129055	2.08	0	0.00	0	0.00	2.08
4	NAINABEN P GORADIA	99400	1.60	0	0.00	0	0.00	1.60
5	PRAMODBHAI B GORADIA	99400	1.60	0	0.00	0	0.00	1.60
6	PUNEET KISHORECHAND BANSAL	89875	1.45	0	0.00	0	0.00	1.45
7	KIRANBHAI H GORADIA	79600	1.28	0	0.00	0	0.00	1.28
8	HARSHADBHAI B GORADIA	79600	1.28	0	0.00	0	0.00	1.28
9	ANURUPA NIMISH VASA	71650	1.16	0	0.00	0	0.00	1.16
10	GAUTAM CHAND JAIN	70909	1.14	0	0.00	0	0.00	1.14
11	GLOBE CAPITAL MARKET LTD	70000	1.13	0	0.00	0	0.00	1.13
12	SANBLUE CORPORATION LIMITED	69050	1.11	0	0.00	0	0.00	1.11
13	GULSHAN KISHORECHAND BANSAL	66218	1.07	0	0.00	0	0.00	1.07
	<b>TOTAL :</b>	<b>1354757</b>	<b>21.85</b>	<b>0</b>	<b>0.00</b>	<b>0</b>	<b>0.00</b>	<b>21.85</b>

For POKARNA LIMITED

  
 Vinay Paruchuru  
 Company Secretary

Sr.No.	Name(s) of the shareholder(s) and the Persons Acting in Concert (PAC) with them	Number of shares held	Shares as a percentage of total number of shares (i.e., Grant total (A)/(B)+(C) indicated in Statement at para [(i)] above)	Details of warrants		Details of convertible securities		Total shares (including underlying shares assuming full conversion of warrants and convertible securities) as a % of diluted share capital)
				Number of warrants held	As a % total number of warrants of the same class	Number of convertible securities held	% w.r.t total number of convertible securities of the same class	
TOTAL :								
			0	0	0	0	0	0

For POKARNA LIMITED

  
 Vinay Paruchuru  
 Company Secretary

STATEMENT SHOWING DETAILS OF LOCKED-IN SHARES"			
(I)(d)			
Sr.No.	Name of the shareholder	Number of locked-in shares	Locked-in shares as a (%) percentage of total number of shares {i.e, Grand Total (A)+(B)+(C) Indicated in Statement at para (I)(a) above}
		0	Promoter/Promoter Group/Public
	TOTAL :	0	0

For POKARNA LIMITED

*P. Vinay*

Vinay Paruchuru  
Company Secretary

STATEMENT SHOWING DETAILS OF DEPOSITORY RECEIPTS (DRS)			
(III)(a)			
Sr.No.	Type of outstanding DR (ADRs,GDRs,SDRs,etc.)	Number of outstanding DRs	Number of shares underlying outstanding DRs
		0	0
<b>TOTAL :</b>		<b>0</b>	<b>0</b>


For POKARNA LIMITED

  
 Vinay Paruchuri  
 Company Secretary



(ii)(b)	Statement showing Holding of Depository Receipts (DRs), where underlying shares held by "Promoter/Promoter group" are in excess of 1% of the total number shares.			
Sr.No.	Name of the DR Holder	Type of outstanding DR (ADRs, GDRs, SDRs, etc.)	Number of shares underlying outstanding DRs	Shares underlying outstanding DRs as a percentage of total number of shares (i.e., Grand Total (A)+(B)+(C) indicated in Statement at para(I)(a) above)
			0	0
	TOTAL :		0	0

For POKARNA LIMITED

  
 Vinay Paruchuru  
 Company Secretary